


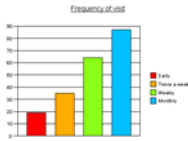





Water For Everyone.

 <p>This term, your homework is to think about how important water is to both you and our planet. There will be a small prize for everyone that completes all their homework tasks. Certificates will be awarded for careful and detailed pieces of work. Please complete all of these activities in your brain builder book. If you get stuck, do come and ask! Thank you.</p>		<u>Amount of help given</u>	<u>Level of enjoyment</u>
<p>Week 1 (beginning 20th February 2017)</p> 	<p>What are the benefits of drinking water? Why is it good for us? Create a poster or leaflet encouraging others to drink water as part of a healthy diet.</p>	<hr style="width: 100%;"/> <u>5</u>	<hr style="width: 100%;"/> <u>5</u>
<p>Week 2 (beginning 27th February 2017)</p> 	<p>How much water do you use in a week? Keep a tally chart of how many times you, have a drink, wash your hands, flush the toilet, have a shower or a bath.</p>	<hr style="width: 100%;"/> <u>5</u>	<hr style="width: 100%;"/> <u>5</u>
<p>Week 3 (beginning 6th March 2017)</p> 	<p>Using your tally chart from last week create a bar chart showing your data. Can you estimate how many litres you have used in a week?</p>	<hr style="width: 100%;"/> <u>5</u>	<hr style="width: 100%;"/> <u>5</u>
<p>Week 4 (beginning 13th March 2017)</p> 	<p>Where does the water we use come from? Investigate and write a report explaining where you think our water comes from.</p>	<hr style="width: 100%;"/> <u>5</u>	<hr style="width: 100%;"/> <u>5</u>
<p>Week 5 (beginning 20th March 2017)</p> 	<p>Think about how important water is to you and your family. Why is it important to use water wisely? Create a poster or a leaflet persuading other people not to waste water.</p>	<hr style="width: 100%;"/>	<hr style="width: 100%;"/> <u>5</u>
<p>Week 6 (beginning 27th March 2017)</p> 	<p>What have you learnt about water this term? What have you found out about other countries or communities? Please write a report about your learning.</p>	<hr style="width: 100%;"/> <u>5</u>	<hr style="width: 100%;"/> <u>5</u>