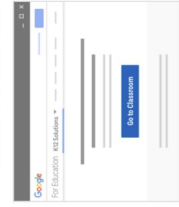


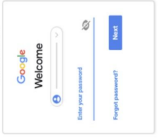
Below you will find a step by step guide on how to access Google Classroom from home.

From a computer:

- 1 Go to classroom.google.com and click on **Go to Classroom**




- 3 Enter your password and click **Next**



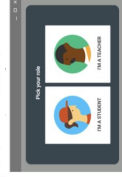
- 2 Enter your email and click **Next**



- 4 If there is a welcome message, read it and click **Accept**



- 5 Click **I'm A Student**.



How to join a class

You have 2 ways to join a class:

Join a class with a class code that your teacher can give you. At the top, click **Add +** > **Join Class**. Add the class code and click **Join**.

Accept an invitation from your teacher - you'll see **Join** on the class card on your Classroom homepage.

- 6 Click **Get Started**.



Below you will find a step by step guide on how to access Google Classroom from home.

From Android:

- 1 Download the Google Classroom app and open it.



- 2

Tap **Get Started**.



- 3 Tap **Add account** > **OK**.

- 4 Enter your email and tap **Next**



- 5 Enter your password and tap **Next**



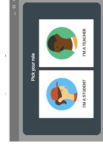
- 6 If there is a welcome message, read it and tap **Accept**



- 7 Read the Terms of Service and Privacy Policy and tap **I agree**.



- 8 Tap **I'm A Student**.



How to join a class

You have 2 ways to join a class:

Join a class with a class code that your teacher can email you. At the top, click **Add +** > **Join Class**. Add the class code and click **Join**.

Accept an invitation from your teacher - you'll see **Join** on the class card on your Classroom homepage.

Below you will find a step by step guide on how to access Google Classroom from home.

From iPhone & iPad:

- 1 Download the Google Classroom app and open it.



- 2

Tap **Get Started**.

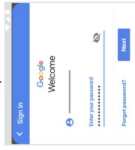


- 3 Tap **Add account**.


- 4 Enter your email and tap **Next**



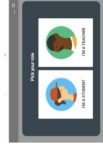
- 5 Enter your password and tap **Next**



- 6 If there is a welcome message, read it and tap **Accept**



- 7 Tap **I'm A Student**.



- 8 (Optional) To receive Classroom notifications, tap **Allow**.



How to join a class

You have 2 ways to join a class:

Join a class with a class code that your teacher can email you. At the top, click **Add +** >

Join **Class**. Add the class code and click **Join**.

Accept an invitation from your teacher - you'll see **Join** on the class card on your Classroom homepage.